

RAYMOND RUBBER TIRES

=====
APPLICATION GUIDE
=====



RAYMOND

RUBBER TIRE SOLUTIONS FOR RAYMOND FORKLIFTS

Raymond's rubber tires are formulated to meet the usage demands your trucks require to keep running at an optimum level. For outdoor or indoor applications, Raymond has the proper rubber tires to keep your lift trucks moving so your business doesn't stop.

Rubber tires from Raymond are made of smooth, solid rubber that is attached to a round metal band. Raymond rubber tires are available in a variety of marking and non-marking sizes to properly fit your forklift. Non-marking tires are designed to prevent black marks from appearing on floors. Raymond rubber tires are available in five different treads for the best application match.



For durable performance, Raymond rubber tires are the proper fit for your forklift.

CHOOSING RUBBER TIRES FROM RAYMOND

TIRE APPLICATIONS						
Category	Long and/or High Speed Runs, Heavy Loads	Expansion Joints, Cracks, Dock Plates	Dock Operations	Floors Where Moisture may be Present	Tight Maneuvering, Sharp Turns, Hard Braking	Floor Marking
Marking	◇	◇	◇	◇◇	◇	Yes
Non-Marking	◇	◇	◇	◇◇	◇	No

TIRE OPERATING CONDITIONS					TIRE CHARACTERISTICS			
Category	Usage	Work Environment	Floor Conditions	Operator Comfort	Traction	Tear Resistance	Heat Resistance	Resistant to Flat Spotting
Marking	Medium	Wet or Dry	All	◇◇◇	◇◇◇	◇	◇◇◇	◇
Non-Marking	Medium	Wet or Dry	All	◇◇◇	◇◇◇	◇	◇◇◇	◇

◇ = Good ◇◇ = Better ◇◇◇ = Best

AVAILABLE RUBBER TIRE TREAD PATTERNS FOR IMPROVED TRACTION

SMOOTH TIRES

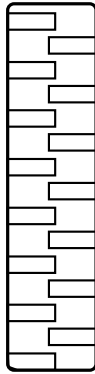
- » Smooth Surface
- » Increased Traction on Smooth Surfaces



Smooth

LUGGED TIRES

- » Straight Cuts in Tire Surface
- » Greater Cushioned Ride on Rougher Surfaces
- » Cold Storage Areas



Lugged

TRACTION TIRES

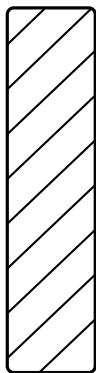
- » Directional Tread Pattern
- » Increased Traction and Stability
- » For Wet or Dry Floors



Traction

SIPED TIRES


- » Diagonal Cuts in Tire Surface
- » For Wet Floors
- » Cold Storage Areas



Siped

DIAMOND GROOVED TIRES

- » Diamond Cuts in Tire Surface
- » For Wet Floors
- » Freezer Areas



Diamond Grooved

**RUBBER TIRES
FROM RAYMOND
PART NUMBER SPECIFICATIONS**



CHOOSING RUBBER TIRES FROM RAYMOND BY TRUCK MODEL

RAYMOND RUBBER TIRE PART NUMBERS AND MATCHING TRUCKS							
Raymond Forklift Truck Model	Part Number	Type	Tread Profile	Marking or Non-Marking	Dimensions (inches)		
					OD	W	ID
4150 Series Stand-up End Control Trucks and 4250 Series Stand-up End Control Trucks	1110800/002	Steer Tire	Smooth	Marking	10.000	5.000	6.500
4150 Series Stand-up End Control Trucks and 4250 Series Stand-up End Control Trucks	630-253/001	Drive Tire	Smooth	Marking	16.250	7.000	11.250
4150 Series Stand-up End Control Trucks and 4250 Series Stand-up End Control Trucks	630-253/002	Drive Tire	Smooth	Non-Marking	16.250	7.000	11.250
4150 Series Stand-up End Control Trucks and 4250 Series Stand-up End Control Trucks	630-253/101	Drive Tire	Lugged	Marking	16.250	7.000	11.250
4150 Series Stand-up End Control Trucks and 4250 Series Stand-up End Control Trucks	630-253/102	Drive Tire	Lugged	Non-Marking	16.250	7.000	11.250
4150 Series Stand-up End Control Trucks and 4250 Series Stand-up End Control Trucks	630-253/201	Drive Tire	Traction	Marking	16.250	7.000	11.250
4150 Series Stand-up End Control Trucks and 4250 Series Stand-up End Control Trucks	630-253/202	Drive Tire	Traction	Non-Marking	16.250	7.000	11.250
4150 Series Stand-up End Control Trucks and 4250 Series Stand-up End Control Trucks	630-253/203	Drive Tire	Traction	Marking	16.250	7.000	11.250
4150 Series Stand-up End Control Trucks and 4250 Series Stand-up End Control Trucks	630-259/004	Drive Tire	Siped	Marking	16.250	6.000	11.250
4150 Series Stand-up End Control Trucks and 4250 Series Stand-up End Control Trucks	630-259/006	Drive Tire	Smooth	Marking	16.250	6.000	11.250
4150 Series Stand-up End Control Trucks and 4250 Series Stand-up End Control Trucks	630-259/008	Drive Tire	Smooth	Non-Marking	16.250	6.000	11.250
4150 Series Stand-up End Control Trucks and 4250 Series Stand-up End Control Trucks	630-259/101	Drive Tire	Lugged	Marking	16.250	6.000	11.250
4150 Series Stand-up End Control Trucks and 4250 Series Stand-up End Control Trucks	630-259/102	Drive Tire	Lugged	Non-Marking	16.250	6.000	11.250
4150 Series Stand-up End Control Trucks and 4250 Series Stand-up End Control Trucks	630-259/201	Drive Tire	Traction	Marking	16.250	6.000	11.250

CHOOSING RUBBER TIRES FROM RAYMOND BY TRUCK MODEL

RAYMOND RUBBER TIRE PART NUMBERS AND MATCHING TRUCKS							
Raymond Forklift Truck Model	Part Number	Type	Tread Profile	Marking or Non-Marking	Dimensions (inches)		
					OD	W	ID
4150 Series Stand-up End Control Trucks and 4250 Series Stand-up End Control Trucks	630-259/202	Drive Tire	Traction	Non-Marking	16.250	6.000	11.250
4150 Series Stand-up End Control Trucks and 4250 Series Stand-up End Control Trucks	630-283/004	Drive Tire	Siped	Marking	16.250	7.000	11.250
4150 Series Stand-up End Control Trucks and 4250 Series Stand-up End Control Trucks	630-286/102	Drive Tire	Lugged	Non-Marking	16.250	7.000	11.250
4150 Series Stand-up End Control Trucks and 4250 Series Stand-up End Control Trucks and 4700 Series 4-Wheel Sit-down Trucks	630-259/001	Steer Tire	Smooth	Marking	16.250	6.000	11.250
4150 Series Stand-up End Control Trucks and 4250 Series Stand-up End Control Trucks and 4700 Series 4-Wheel Sit-down Trucks	630-259/002	Steer Tire	Smooth	Non-Marking	16.250	6.000	11.250
4450 Series 3-Wheel Sit-down Trucks	0071457	Drive Tire	Smooth	Marking	18.000	7.000	12.125
4450 Series 3-Wheel Sit-down Trucks	0071458CE	Drive Tire	Smooth	Non-Marking	18.000	7.000	12.125
4450 Series 3-Wheel Sit-down Trucks	0090548CE	Steer Tire	Smooth	Marking	16.000	6.000	8.000
4450 Series 3-Wheel Sit-down Trucks	0090552CE	Steer Tire	Smooth	Non-Marking	16.000	6.000	8.000
4450 Series 3-Wheel Sit-down Trucks	0091071CE	Steer Tire	Traction	Marking	16.000	6.000	10.500
4450 Series 3-Wheel Sit-down Trucks	0091086CE	Steer Tire	Smooth	Non-Marking	16.000	6.000	10.500
4450 Series 3-Wheel Sit-down Trucks	311610-005	Drive Tire	Smooth	Non-Marking	18.000	7.000	12.125
4450 Series 3-Wheel Sit-down Trucks	630-268/202	Drive Tire	Traction	Non-Marking	18.000	7.000	12.125
4450 Series 3-Wheel Sit-down Trucks and 4700 Series 4-Wheel Sit-down Trucks	0091030CE	Drive Tire	Smooth	Non-Marking	18.000	7.000	12.125
4450 Series 3-Wheel Sit-down Trucks and 4700 Series 4-Wheel Sit-down Trucks	0091045CE	Drive Tire	Traction	Marking	18.000	7.000	12.125
4700 Series 4-Wheel Sit-down Trucks	0094547CE	Drive Tire	Smooth	Marking	18.000	7.000	12.125
4700 Series 4-Wheel Sit-down Trucks	630-221/001	Drive Tire	Smooth	Marking	21.000	8.000	15.000
4700 Series 4-Wheel Sit-down Trucks	630-221/002	Drive Tire	Smooth	Non-Marking	21.000	8.000	15.000
4700 Series 4-Wheel Sit-down Trucks	630-221/102	Drive Tire	Lugged	Non-Marking	21.000	8.000	15.000
4700 Series 4-Wheel Sit-down Trucks	630-221/201	Drive Tire	Traction	Marking	21.000	8.000	15.000
4700 Series 4-Wheel Sit-down Trucks	630-221/202	Drive Tire	Traction	Non-Marking	21.000	8.000	15.000

CHOOSING RUBBER TIRES FROM RAYMOND BY TRUCK MODEL

RAYMOND RUBBER TIRE PART NUMBERS AND MATCHING TRUCKS							
Raymond Forklift Truck Model	Part Number	Type	Tread Profile	Marking or Non-Marking	Dimensions (inches)		
					OD	W	ID
4700 Series 4-Wheel Sit-down Trucks	630-222/001	Steer Tire	Smooth	Marking	16.250	5.000	11.250
4700 Series 4-Wheel Sit-down Trucks	630-222/002	Steer Tire	Smooth	Non-Marking	16.250	5.000	11.250
4700 Series 4-Wheel Sit-down Trucks	630-230/001	Drive Tire	Smooth	Marking	21.000	7.000	15.000
4700 Series 4-Wheel Sit-down Trucks	630-230/002	Drive Tire	Smooth	Non-Marking	21.000	7.000	15.000
4700 Series 4-Wheel Sit-down Trucks	630-230/102	Drive Tire	Lugged	Non-Marking	21.000	7.000	15.000
4700 Series 4-Wheel Sit-down Trucks	630-230/202	Drive Tire	Traction	Non-Marking	21.000	7.000	15.000
4700 Series 4-Wheel Sit-down Trucks	630-267/001	Steer Tire	Smooth	Marking	18.000	6.000	12.000
4700 Series 4-Wheel Sit-down Trucks	630-267/002	Steer Tire	Smooth	Non-Marking	18.000	6.000	12.000
4700 Series 4-Wheel Sit-down Trucks	630-268/001	Drive Tire	Smooth	Marking	18.000	7.000	12.125
4700 Series 4-Wheel Sit-down Trucks	630-268/002	Drive Tire	Smooth	Non-Marking	18.000	7.000	12.125
4700 Series 4-Wheel Sit-down Trucks	630-277/001	Drive Tire	Smooth	Marking	21.000	9.000	15.000
4700 Series 4-Wheel Sit-down Trucks	630-277/002	Drive Tire	Smooth	Non-Marking	21.000	9.000	15.000
4700 Series 4-Wheel Sit-down Trucks	630-277/009	Drive Tire	Smooth	Non-Marking	21.000	9.000	15.000
6210 Series Walkie Reach Trucks, 8210 Series Walkie Trucks, RAS Series Walkie Straddle Trucks and 102 Series Pallet Trucks	630-235/002	Drive Tire	Smooth	Non-Marking	10.000	5.000	6.500
6210 Series Walkie Reach Trucks, 8210 Series Walkie Trucks, RAS Series Walkie Straddle Trucks and 102 Series Pallet Trucks	630-235/003	Drive Tire	Smooth	Marking	10.000	5.000	6.500
6210 Series Walkie Reach Trucks, 8210 Series Walkie Trucks, RAS Series Walkie Straddle Trucks and 102 Series Pallet Trucks	630-235/201	Drive Tire	Traction	Marking	10.000	5.000	6.500
8210 Walkie Series Trucks, RCS Series Walkie Counterbalanced Trucks, RSS Series Walkie Straddle Trucks, RRS Series Walkie Reach Trucks and 102 Series Walkie Trucks	20071-01	Drive Tire	Smooth	Marking	10.500	5.000	6.500
8300, 8400, 8500 and 8600 Series Pallet Trucks	1059897/001	Drive Tire	Smooth	Marking	10.500	5.000	6.500
8300, 8400, 8500 and 8600 Series Pallet Trucks	1059897/002	Drive Tire	Smooth	Non-Marking	10.500	5.000	6.500
8300, 8400, 8500 and 8600 Series Pallet Trucks	1063760/102	Drive Tire	Lugged	Non-Marking	12.000	4.500	8.000

CHOOSING RUBBER TIRES FROM RAYMOND BY TRUCK MODEL

RAYMOND RUBBER TIRE PART NUMBERS AND MATCHING TRUCKS							
Raymond Forklift Truck Model	Part Number	Type	Tread Profile	Marking or Non-Marking	Dimensions (inches)		
					OD	W	ID
8300, 8400, 8500 and 8600 Series Pallet Trucks	630-229/001	Drive Tire	Smooth	Marking	10.000	4.750	6.500
8300, 8400, 8500 and 8600 Series Pallet Trucks	630-229/002	Drive Tire	Smooth	Non-Marking	10.000	4.750	6.500
8300, 8400, 8500 and 8600 Series Pallet Trucks	630-229/003	Drive Tire	Smooth	Marking	10.000	4.750	6.500
8300, 8400, 8500 and 8600 Series Pallet Trucks	630-229/005	Drive Tire	Smooth	Marking	10.000	4.750	6.500
8300, 8400, 8500 and 8600 Series Pallet Trucks	630-229/006	Drive Tire	Smooth	Marking	10.000	4.750	6.500
8300, 8400, 8500 and 8600 Series Pallet Trucks	630-229/101	Drive Tire	Lugged	Lugged	10.000	4.750	6.500
8300, 8400, 8500 and 8600 Series Pallet Trucks	630-229/887	Drive Tire	Siped	Marking	10.000	4.750	6.500
8300, 8400, 8500 and 8600 Series Pallet Trucks	630-229/891	Drive Tire	Diamond Grooved	Marking	10.000	4.750	6.500
8300, 8400, 8500 and 8600 Series Pallet Trucks	630-235/301	Drive Tire	Traction	Marking	10.000	5.000	6.500
8300, 8400, 8500 and 8600 Series Pallet Trucks	630-261/001	Drive Tire	Smooth	Marking	10.500	5.000	6.500
8300, 8400, 8500 and 8600 Series Pallet Trucks	630-261/002	Drive Tire	Smooth	Non-Marking	10.500	5.000	6.500
8300, 8400, 8500 and 8600 Series Pallet Trucks	630-261/102	Drive Tire	Lugged	Non-Marking	10.500	5.000	6.500
8300, 8400, 8500 and 8600 Series Pallet Trucks	630-356/001	Drive Tire	Smooth	Marking	10.000	4.750	6.500
8300, 8400, 8500 and 8600 Series Pallet Trucks	630-356/002	Drive Tire	Smooth	Non-Marking	10.000	4.750	6.500
8300, 8400, 8500 and 8600 Series Pallet Trucks and RCS Series Walkie Counterbalanced Trucks, RSS Series Walkie Straddle Trucks, RRS Series Walkie Reach Trucks and 101 Series Pallet Trucks	630-261/101	Drive Tire	Lugged	Marking	10.500	5.000	6.500
8300, 8400, 8500, 8600 and 8900 Series Pallet Trucks	1063789/004	Drive Tire	Smooth	Non-Marking	12.000	4.500	8.000
8300, 8400, 8500, 8600 and 8900 Series Pallet Trucks and 3010 and 3020 Series AGV Trucks	1063760/001	Drive Tire	Smooth	Marking	12.000	4.500	8.000

CHOOSING RUBBER TIRES FROM RAYMOND BY TRUCK MODEL

RAYMOND RUBBER TIRE PART NUMBERS AND MATCHING TRUCKS							
Raymond Forklift Truck Model	Part Number	Type	Tread Profile	Marking or Non-Marking	Dimensions (inches)		
					OD	W	ID
8300, 8400, 8500, 8600 and 8900 Series Pallet Trucks and 3010 and 3020 Series AGV Trucks	1063760/002	Drive Tire	Smooth	Non-Marking	12.000	4.500	8.000
8300, 8400, 8500, 8600 and 8900 Series Pallet Trucks and 3010 and 3020 Series AGV Trucks	1063760/101	Drive Tire	Lugged	Marking	12.000	4.500	8.000
8300, 8400, 8500, 8600 and 8900 Series Pallet Trucks and 3010 and 3020 Series AGV Trucks	1063764/001	Drive Tire	Smooth	Marking	12.000	4.500	8.000
8300, 8400, 8500, 8600 and 8900 Series Pallet Trucks and 3010 and 3020 Series AGV Trucks	1063764/002	Drive Tire	Smooth	Non-Marking	12.000	4.500	8.000
9300 and 9400 Series Sideloader Trucks	630-249/001	Drive Tire	Smooth	Marking	15.000	8.000	11.250
9300 and 9400 Series Sideloader Trucks	630-249/002	Drive Tire	Smooth	Non-Marking	15.000	8.000	11.250
9300 and 9400 Series Sideloader Trucks	630-249/006	Drive Tire	Smooth	Marking	15.000	8.000	11.250
RAS Series Walkie Straddle Trucks and 102 Series Pallet Trucks	630-235/001	Drive Tire	Smooth	Marking	10.000	5.000	6.500
RCS Series Walkie Counterbalanced Trucks, RSS Series Walkie Straddle Trucks, RRS Series Walkie Reach Trucks and 101 Series Pallet Trucks	20071-03	Drive Tire	Smooth	Non-Marking	10.500	5.000	6.500
RCS Series Walkie Counterbalanced Trucks, RSS Series Walkie Straddle Trucks, RRS Series Walkie Reach Trucks and 101 Series Pallet Trucks	20071-05	Drive Tire	Walnut Grip	Marking	10.500	5.000	6.500
RCS Series Walkie Counterbalanced Trucks, RSS Series Walkie Straddle Trucks, RRS Series Walkie Reach Trucks and 101 Series Pallet Trucks	20071-06	Drive Tire	Siped	Marking	10.500	5.000	6.500
9300 and 9400 Series Sideloader Trucks	630-249/006	Drive Tire	Smooth	Marking	15.000	8.000	11.250



**HUBS
FROM RAYMOND
PART NUMBER SPECIFICATIONS**





CHOOSING HUBS FROM RAYMOND BY TRUCK MODEL





RAYMOND HUBS AND MATCHING TRUCKS					
Raymond Forklift Truck Model	Part Number	Dimensions (inches)		Bolt Holes	Rubber Drive Tires
		OD	W		
3010 and 3020 Series Raymond Courier® Automated Pallet Trucks	1133708	8.00	3.54	5	1063760 Series
4100 and 4200 Series Stand-up Control Trucks	223-001-152/002	11.25	7.00	8	630-253 Series
4100 and 4200 Series Stand-up Control Trucks	223-001-153/002	11.25	6.00	8	630-259 Series
4450 Series Sit-down Counterbalance Trucks	1112982	12.12	7.00	5	0091045CE
4450 Series Sit-down Counterbalance Trucks	1112984	12.12	7.00	5	0090539CE
6210 Series Walkie Reach Trucks	312895-000	6.50	5.00	5	630-235 Series
8210 and 102 Series Walkie Pallet Trucks	312895-000	6.50	5.00	5	630-235 Series
8300, 8400, 8500, 8600 and 019/111/112/113/114 Series Pallet Trucks	850-138-111	6.50	3.54	5	1059896 Series
8300, 8400, 8500, 8600 and 8900 Series Pallet Trucks	1133708	8.00	3.54	5	1063760 Series 1063764 Series
9300, 9400 and 071/076 Series Sideloaders Trucks	111-001-005	11.25	7.00	2	630-249 Series
RAS 20/25 Series Straddle Trucks	312895-000	6.50	5.00	5	630-235 Series
RCS 20/30/40 Series Walkie Counterbalanced Trucks	302247-000	6.74	5.00	3	20071 Series
RRS 30 Series Walkie Reach Stackers	302247-000	6.74	5.00	3	20071 Series
RSS 22/30/40 Series Walkie Straddle Trucks	302247-000	6.74	5.00	3	20071 Series





TOOLS, SUPPLIES & ACCESSORIES FROM RAYMOND PART NUMBER SPECIFICATIONS



TOOLS, SUPPLIES & ACCESSORIES FROM RAYMOND TO ASSIST IN CHANGING RUBBER TIRES

RAYMOND TOOLS, SUPPLIES & ACCESSORIES	
Description	Part Number
Alligator Jack <ul style="list-style-type: none"> » Lifts up to an 8,800 lb forklift truck » Allows access underneath the truck » Made of high-strength steel 	950-350/AFJ
Axle Puller <ul style="list-style-type: none"> » Eases tire changes for EAS/Pacer™, 4100 and 4200 series forklift trucks » Quick removal of a tire's axle with a slide hammer » Threaded for attachment to the axle 	950-350/AXLEPL
Wrap Around Safety Glasses <ul style="list-style-type: none"> » Protects eyes from flying debris » Adjustable for a comfortable fit 	990-856
Molded Rubber Kneepads <ul style="list-style-type: none"> » Protects knees from bumps and bruises » Easy to put on and take off 	990-793

TOOLS, SUPPLIES & ACCESSORIES FROM RAYMOND TO ASSIST IN CHANGING RUBBER TIRES

RAYMOND TOOLS, SUPPLIES & ACCESSORIES	
Description	Part Number
Polyurethane Coated Glove, size 7	990-990/01
Polyurethane Coated Glove, size 8	990-990/02
Polyurethane Coated Glove, size 9	990-990/03
Polyurethane Coated Glove, size 10	990-990/04
Polyurethane Coated Glove, size 11	990-990/05
<ul style="list-style-type: none"> » Protects hands from grease and grime » 12 pairs/bag - 5 bags/case 	
Hand Cleaner	990-500/HC2
<ul style="list-style-type: none"> » Natural solvent-based cleanser with grit » Formulated to remove grease and grime » Contains no solvents, subtle citrus fragrance » 1 gal, case of four, one pump dispenser included 	
All Purpose Wipes	990-654
<ul style="list-style-type: none"> » Ideal for routine industrial cleaning and maintenance » Removes soils and liquids from face and hands » 90 wipes per box, case of 9 boxes 	
Blue Guardian	950-BLU/GRD
<ul style="list-style-type: none"> » Reduces damage to a wooden pallet » Fewer wooden pallet splinters minimizes debris and forklift wheel and tire damage » Easy to install on an ITA Class II forklift carriage 	

WHEN IT COUNTS ***RAYMOND PARTS***

When our customers need to keep their business moving, they turn to us. And why do they turn to us? Because we offer them the promise of Raymond Parts. Making sure you get the right part you need, when you need it. Offering you complete support from start to finish. With a full line of Raymond tires, we make sure you have the tire to keep your forklift trucks and products moving.

The Raymond Corporation
6650 Kirkville Road
East Syracuse, NY 13057-9520

Due to continuous product improvement, specifications are subject to change without notice. *Raymond*, *Raymond Parts* and *Courier* are U.S. trademarks of The Raymond Corporation. All other brand and product names are trademarks or registered trademarks of their respective companies.

©2016 The Raymond Corporation. Greene, N.Y.

SIPB-1016 1916

RAYMOND
CAROLINA HANDLING